

S O M

Swedish Opinion

on

Nuclear Power

1986–2007

Sören Holmberg

April 2008

SOM INSTITUTE
society opinion media



UNIVERSITY OF GOTHENBURG

society opinion media society opinion media

European Attitudes on Nuclear Power

Question: "Are you totally in favour, fairly in favour, fairly opposed or totally opposed to energy produced by nuclear power stations?"

	in favour	opposed	don't know	sum percent
EU 25	37	55	8	100
1. Hungary	65	31	5	101
2. Sweden	64	33	3	100
3. Czech Republic	61	37	2	100
4. Lithuania	60	27	13	100
5. Finland	58	38	4	100
6. Slovakia	56	40	4	100
7. France	52	41	7	100
8. Netherlands	52	44	5	101
9. Belgium	50	48	2	100
10. United Kingdom	44	41	16	101

Comment: Special Eurobarometer 2005: Radioactive Waste; fieldwork in February – March 2005. Pluralities in favour.

European Attitudes on Nuclear Power

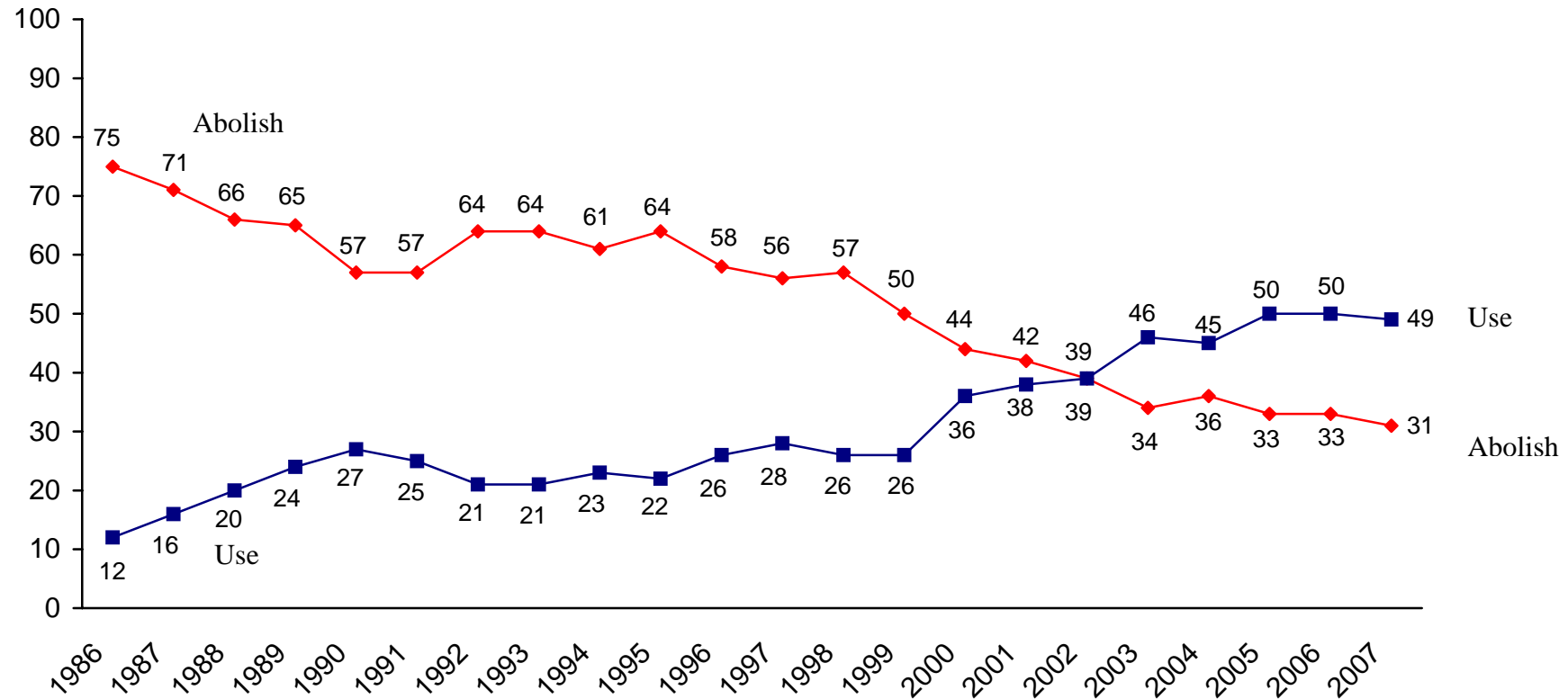
Question: "Are you totally in favour, fairly in favour, fairly opposed or totally opposed to energy produced by nuclear power stations?"

	in favour	opposed	don't know	sum percent
EU 25	37	55	8	100
11. Slovenia	44	54	3	101
12. Estonia	40	50	10	100
13. Latvia	39	49	12	100
14. Germany	38	59	4	101
15. Luxembourg	31	65	4	100
16. Italy	30	66	5	101
17. Denmark	29	66	5	100
18. Poland	26	66	8	100
19. Portugal	21	53	26	100
20. Malta	17	62	21	100
21. Spain	16	71	13	100
22. Ireland	13	70	17	100
23. Cyprus	10	81	10	101
24. Greece	9	86	5	100
25. Austria	8	88	4	100

Comment: Special Eurobarometer 2005: Radioactive Waste; fieldwork in February – March 2005. Pluralities opposed.

Percent

Swedes on the Use of Nuclear Power as an Energy Source

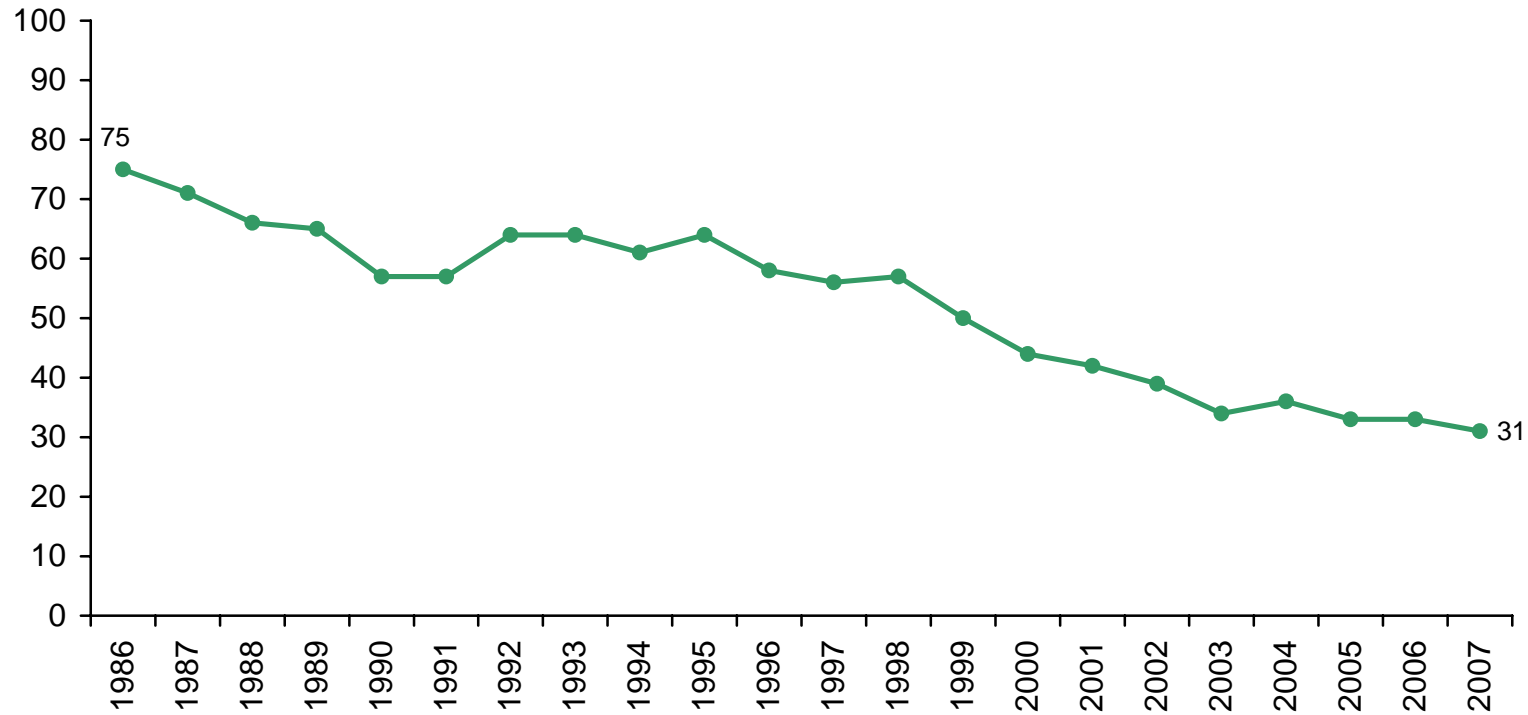


Data: The SOM Institute, University of Gothenburg; Annual nationwide surveys in Sweden; Sample size 3 000 persons 15–85 years old; Mail questionnaires with an average response rate of 65 percent. *Question:* What is your view on the long term use of nuclear power as an energy source in Sweden? Five response alternatives: "abolish nuclear power by 2010 at the latest; abolish nuclear power, but not until our present reactors have done their job; use nuclear power and renew the reactors when they are worn out; use nuclear power and build additional reactors in the future; no definite opinion." In 1986, the "Don't know" response was left out; therefore the results for this year have been adjusted. The actual results were 84 percent "abolish", 13 percent "use" and 3 percent no answer.

Comment: All respondents are included in the percent calculations.

Principal investigator: Sören Holmberg, phone +4631 7731227, e-mail: soren.holmberg@pol.gu.se. Data processed by Per Hedberg and Jonas Ohlsson.

Percent Swedes in Favour of Abolishing Nuclear Power

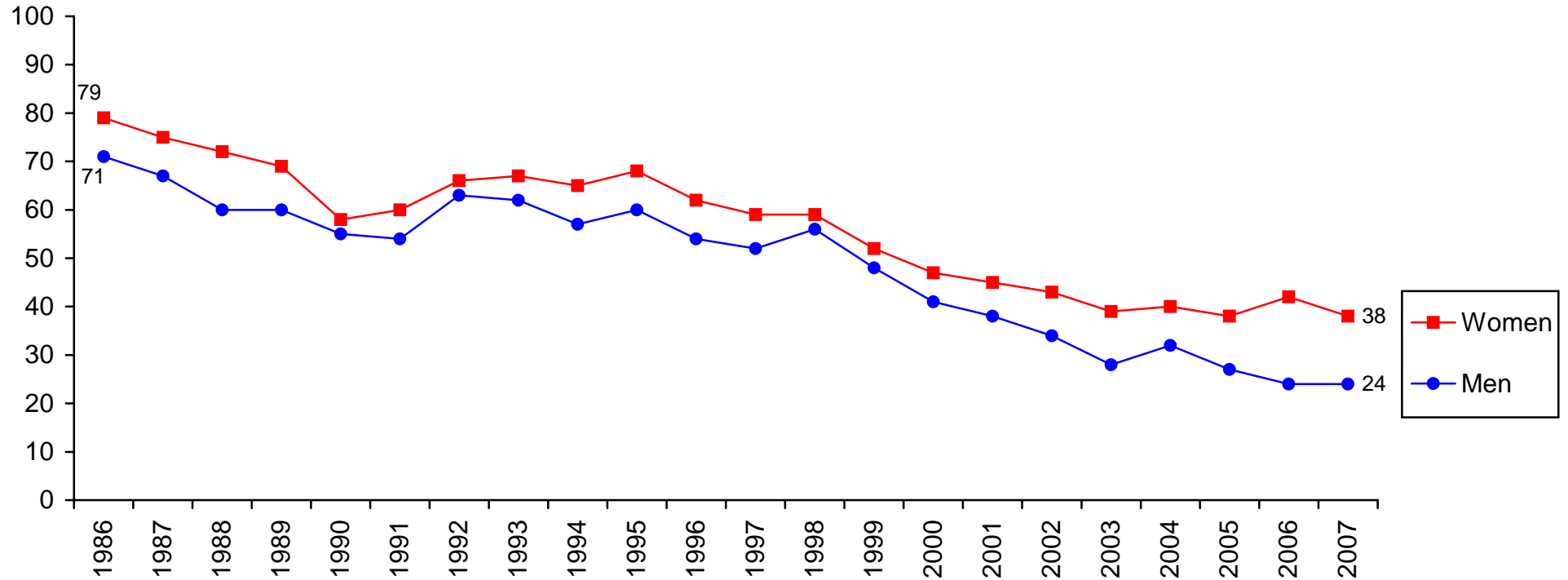


Data: The SOM Institute, University of Gothenburg; Annual nationwide surveys in Sweden.

Comment: All respondents are included in the percent calculations.

Principal investigator: Sören Holmberg, phone +4631 7731227, e-mail: soren.holmberg@pol.gu.se. Data processed by Per Hedberg and Jonas Ohlsson.

Percent in Favour of Abolishing Nuclear Power among Swedish Women and Men

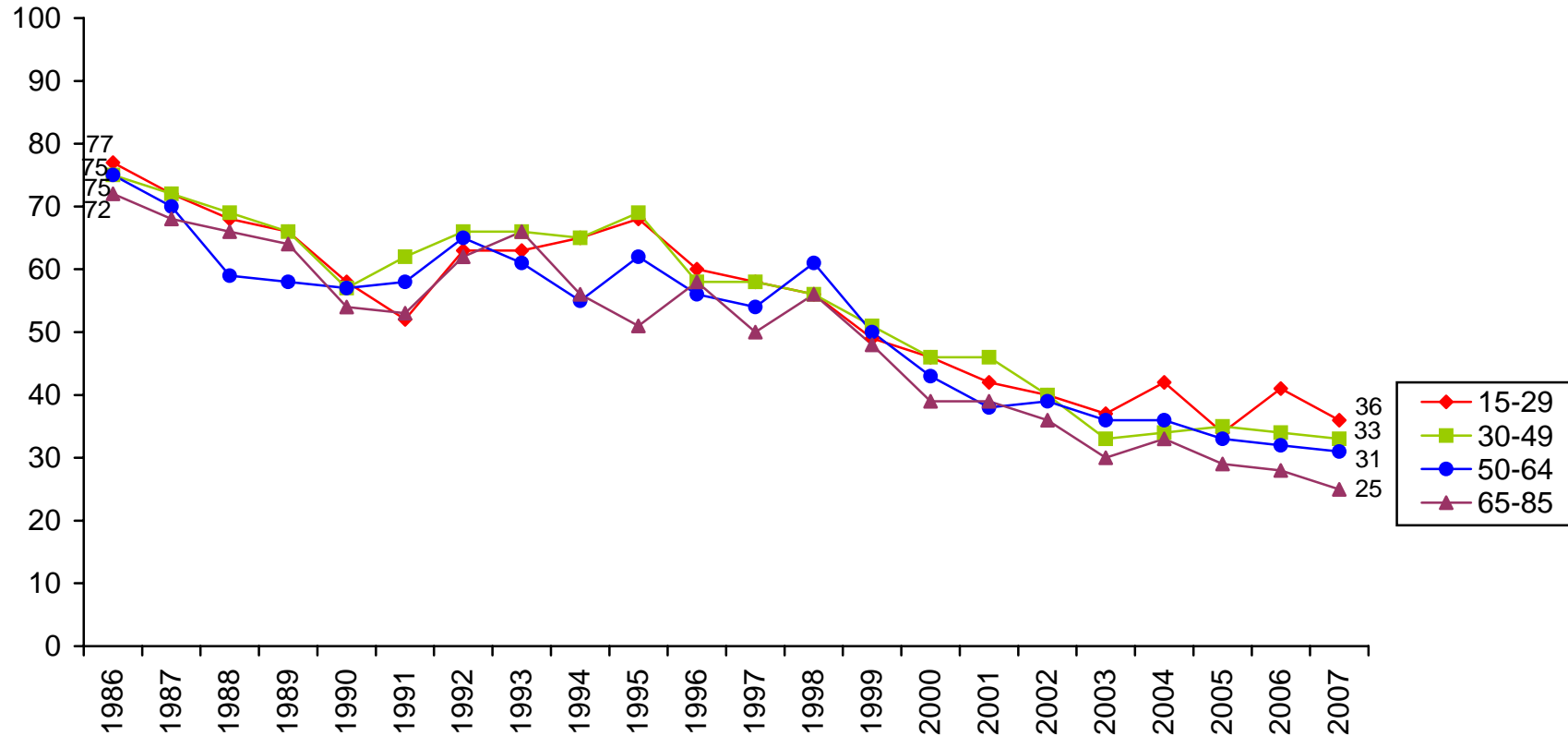


Data: The SOM Institute, University of Gothenburg; Annual nationwide surveys in Sweden.

Comment: All respondents are included in the percent calculations.

Principal investigator: Sören Holmberg, phone +4631 7731227, e-mail: soren.holmberg@pol.gu.se. Data processed by Per Hedberg and Jonas Ohlsson.

Percent in Favour of Abolishing Nuclear Power among Swedes in Different Age Groups

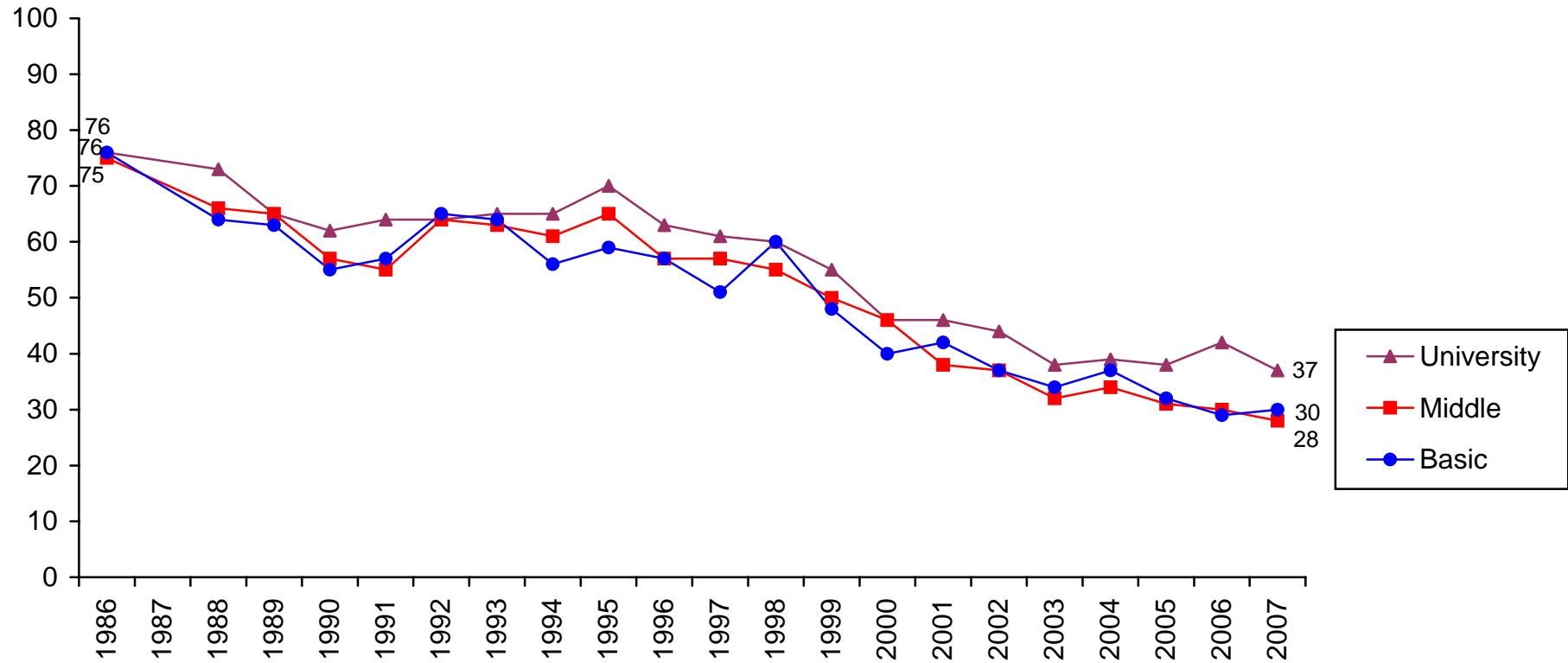


Data: The SOM Institute, University of Gothenburg; Annual nationwide surveys in Sweden.

Comment: All respondents are included in the percent calculations.

Principal investigator: Sören Holmberg, phone +4631 7731227, e-mail: soren.holmberg@pol.gu.se. Data processed by Per Hedberg and Jonas Ohlsson.

Percent in Favour of Abolishing Nuclear Power among Swedes in Different Educational Groups

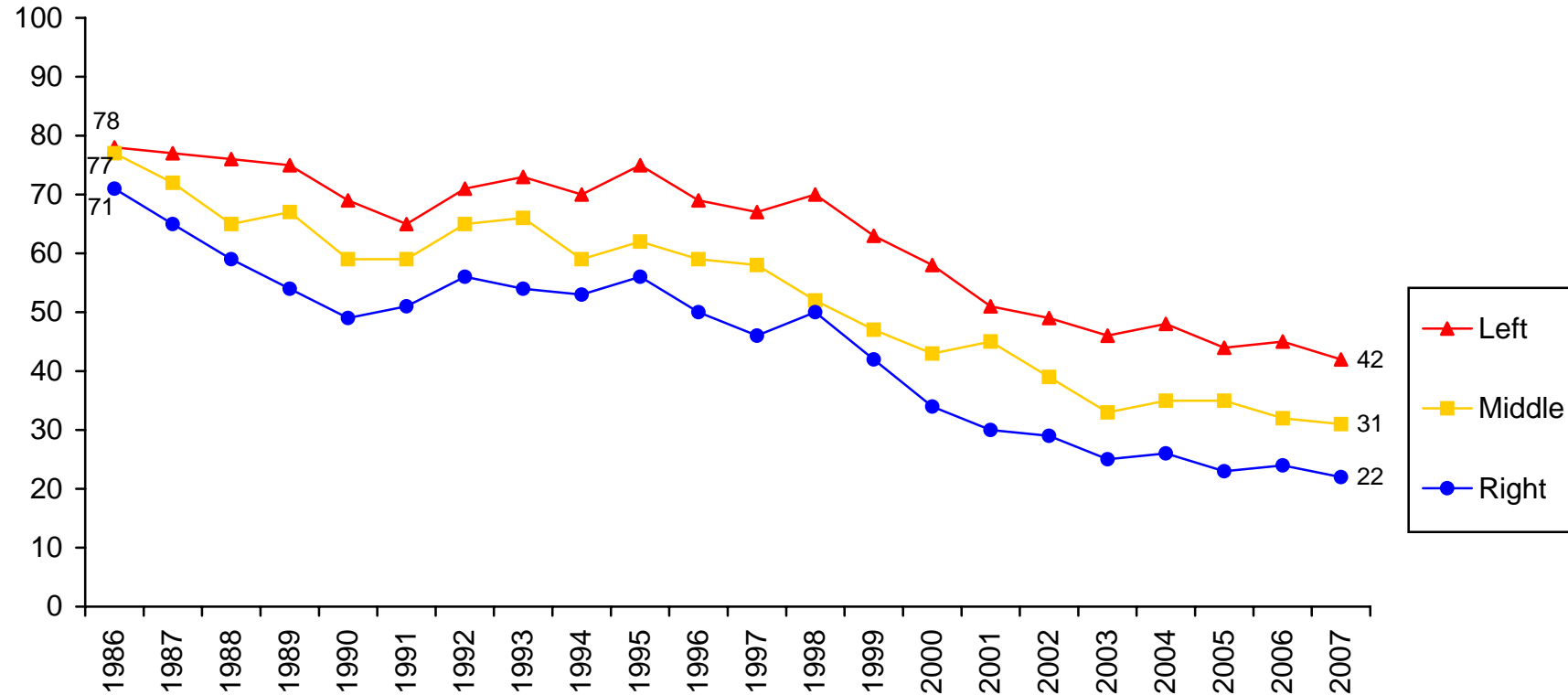


Data: The SOM Institute, University of Gothenburg; Annual nationwide surveys in Sweden.

Comment: All respondents are included in the percent calculations.

Principal investigator: Sören Holmberg, phone +4631 7731227, e-mail: soren.holmberg@pol.gu.se. All data processed by Per Hedberg and Jonas Ohlsson.

Percent in Favour of Abolishing Nuclear Power among Swedes with Different Ideological Self-Placements

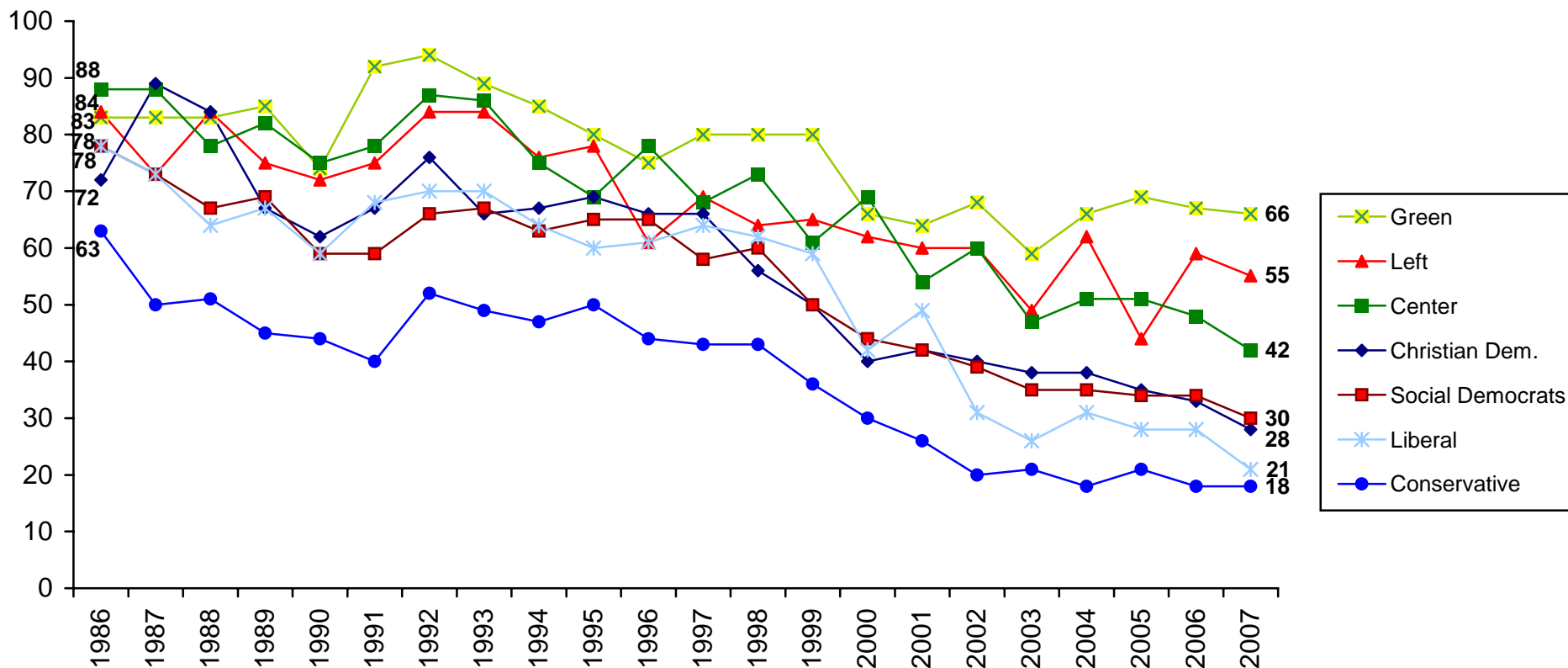


Data: The SOM Institute, University of Gothenburg; Annual nationwide surveys in Sweden.

Comment: All respondents are included in the percent calculations.

Principal investigator: Sören Holmberg, phone +4631 7731227, e-mail: soren.holmberg@pol.gu.se. All data processed by Per Hedberg and Jonas Ohlsson.

Percent in Favour of Abolishing Nuclear Power among Swedes with Different Party Sympathies

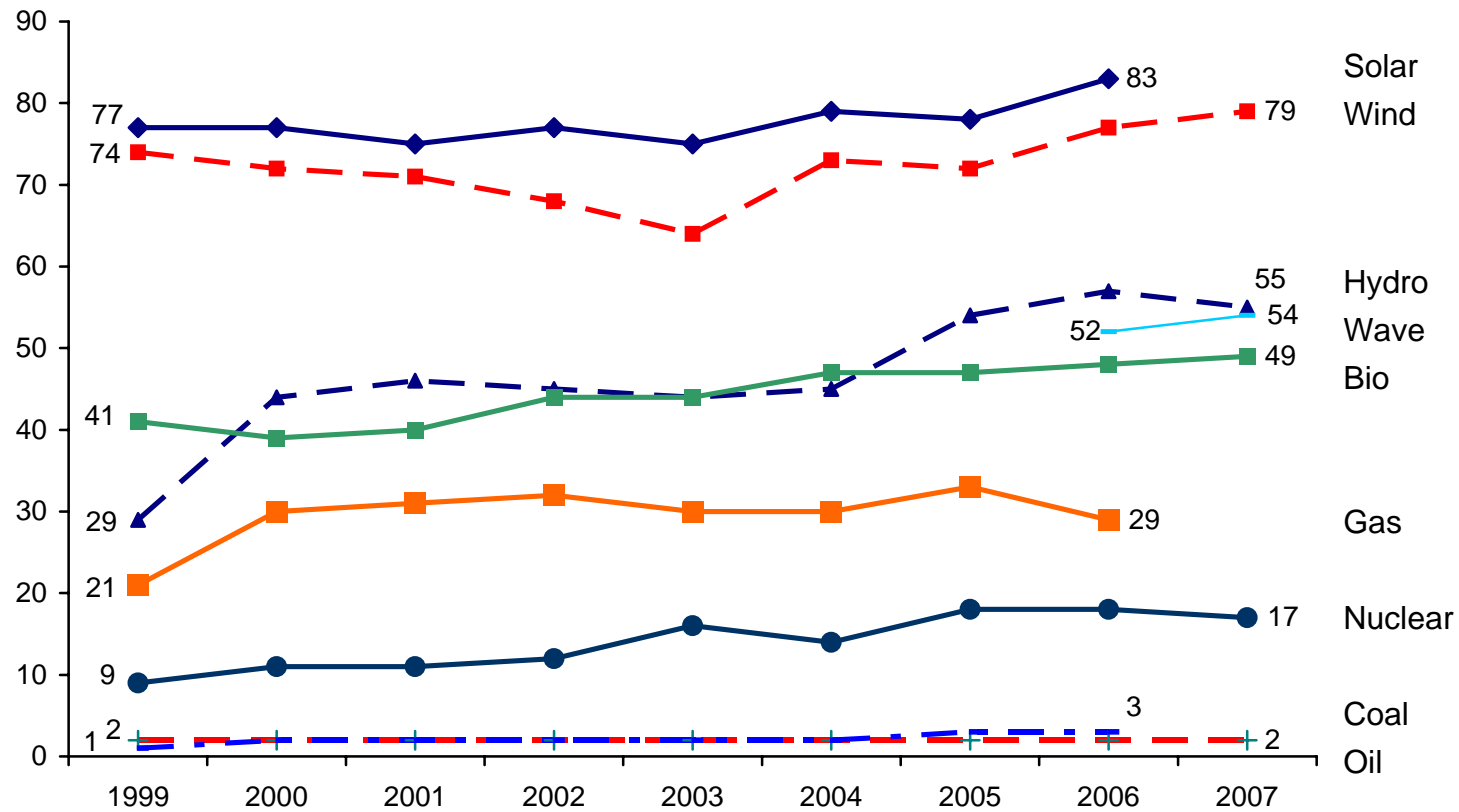


Data: The SOM Institute, University of Gothenburg; Annual nationwide surveys in Sweden.

Comment: All respondents are included in the percent calculations.

Principal investigator: Sören Holmberg, phone +4631 7731227, e-mail: soren.holmberg@pol.gu.se. All data processed by Per Hedberg and Jonas Ohlsson.

Percent Swedes who Think Sweden - More than Today - Should Go in for Different Energy Sources



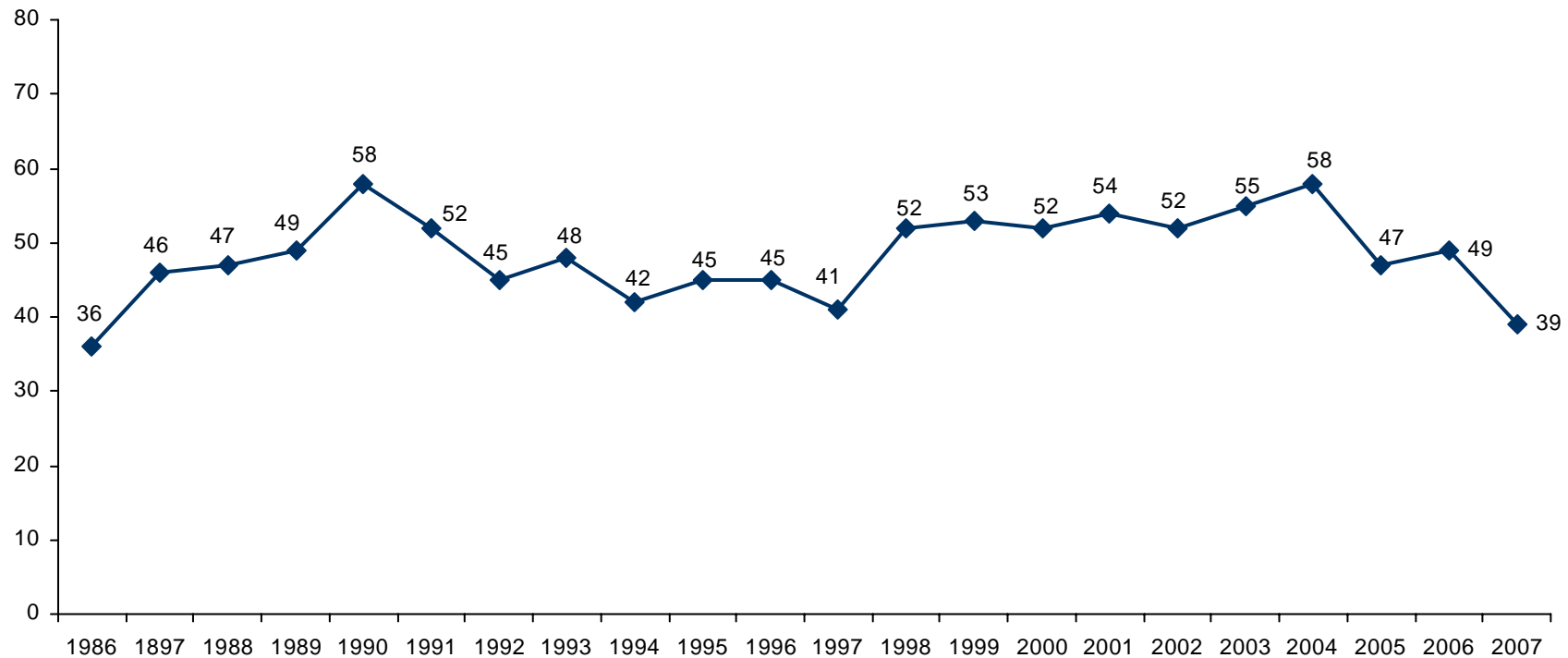
Data: The SOM Institute, University of Gothenburg; Annual nationwide surveys in Sweden.

Comment: All respondents are included in the percent calculations.

Principal investigator: Sören Holmberg, phone +4631 7731227, e-mail: soren.holmberg@pol.gu.se. All data processed by Per Hedberg and Jonas Ohlsson.

Swedish Trust in Information about Energy and Nuclear Power from the Nuclear Power Industry

Percent

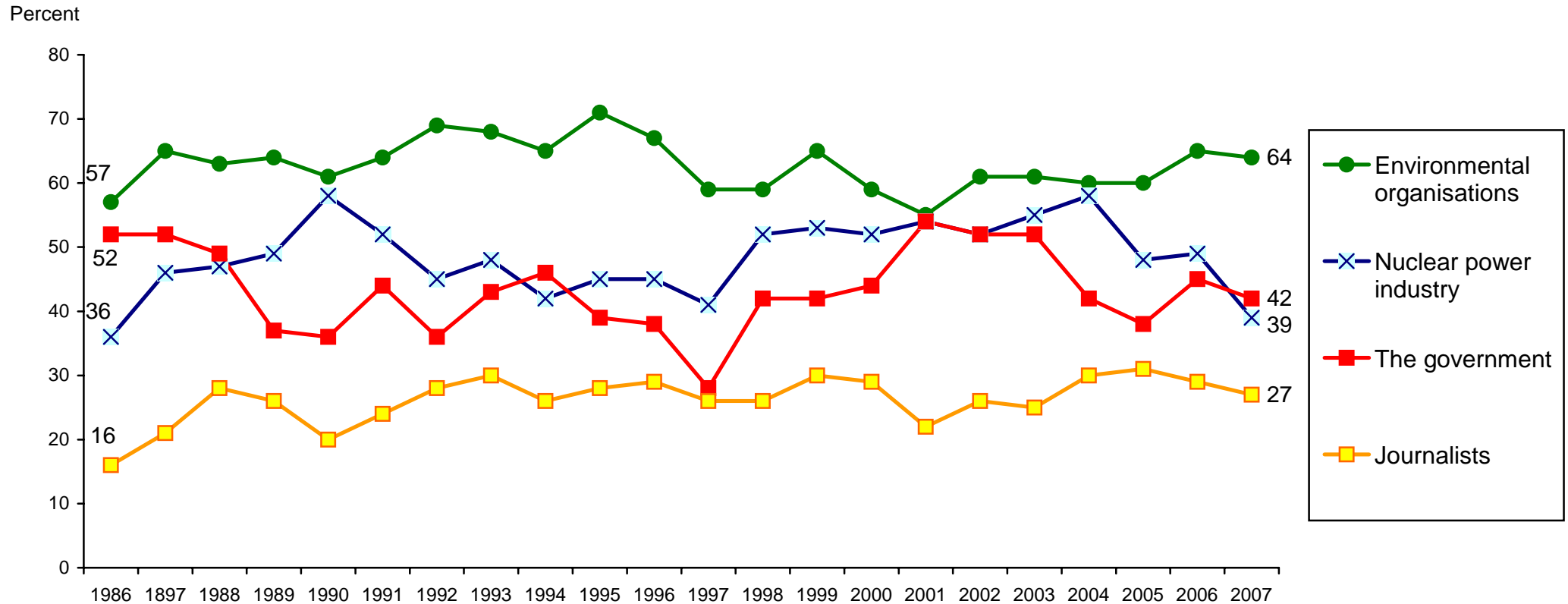


Data: The SOM Institute, University of Gothenburg; Annual nationwide surveys in Sweden.

Question: "To what extent do you trust information about energy and nuclear power provided by the following groups?" Four response alternatives: "very much; fairly much; fairly little; very little". The results show percent people answering very or fairly much when asked about the Nuclear Power Industry. The percentage base is defined as persons who answered the question.

Principal investigator: Sören Holmberg, phone +4631 7731227, e-mail: soren.holmberg@pol.gu.se. All data processed by Per Hedberg and Jonas Ohlsson.

Swedish Trust in Information about Energy and Nuclear Power Provided by Different Groups



Data: The SOM Institute, University of Gothenburg; Annual nationwide surveys in Sweden.

Question: “To what extent do you trust information about energy and nuclear power provided by the following groups?” Four response alternatives: “very much; fairly much; fairly little; very little”. The results show percentage of people answering very or fairly much. The percentage base is defined as persons who answered the question.

Principal investigator: Sören Holmberg, phone +4631 7731227, e-mail: soren.holmberg@pol.gu.se. Data processed by Per Hedberg and Jonas Ohlsson.

European Attitudes Towards the Future of Three Energy Sources

Question: "To reduce our dependency on imported energy resources, Governments have to choose from a list of alternatives, sometimes costly solutions. Which of the following should the (NATIONALITY) Government mainly focus on for the years to come? (MAX. 2 ANSWERS)

Nuclear Energy		Nuclear Energy	
EU25	12		
1. Sweden	32	16. Hungary	9
2. Finland	27	17. France	8
3. Bulgaria	24	18. Estonia	8
4. Lithuania	21	19. Latvia	8
5. Slovakia	19	20. Luxembourg	7
6. United Kingdom	18	21. Ireland	7
7. Germany	17	22. Slovenia	5
8. Czech Republic	17	23. Portugal	5
9. Romania	15	24. Croatia	5
10. Turkey	15	25. Austria	5
11. Netherlands	14	26. Denmark	4
12. Italy	13	27. Spain	4
13. Belgium	11	28. Cyprus	2
14. Poland	10	29. Malta	2
15. Turkish Cyprus	10	30. Greece	2

Comment: The figures are percentages. *Source:* *Special Eurobarometer: Attitudes towards Energy 2006*; fieldwork october-november 2005. The interview question included two more response alternatives besides nuclear, solar and wind – Promote advanced research for new energy technologies (hydrogen, clear coal, etc.) and Regulate in order to reduce our dependence of oil. In EU25 the research alternative was supported by 41 percent and the reduce oil alternative by 23 percent. The comparable results for Sweden was 55 percent and 25 percent, respectively.

European Attitudes Towards the Future of Three Energy Sources

Question: "To reduce our dependency on imported energy resources, Governments have to choose from a list of alternatives, sometimes costly solutions. Which of the following should the (NATIONALITY) Government mainly focus on for the years to come? (MAX. 2 ANSWERS)

Wind Power		Wind Power	
EU25	31		
1. Denmark	59	16. Austria	35
2. Estonia	54	17. Portugal	34
3. Ireland	52	18. Malta	32
4. Belgium	49	19. Poland	30
5. Greece	44	20. Spain	28
6. Netherlands	42	21. Germany	26
7. Sweden	41	22. Czech Republic	25
8. Finland	41	23. Slovakia	23
9. Croatia	40	24. Cyprus	22
10. United Kingdom	39	25. Lithuania	22
11. Latvia	39	26. Romania	18
12. Slovenia	39	27. Bulgaria	16
13. France	38	28. Italy	15
14. Hungary	37	29. Turkish Cyprus	11
15. Luxembourg	36	30. Turkey	9

Comment: The figures are percentages. *Source:* *Special Eurobarometer: Attitudes towards Energy 2006*; fieldwork october-november 2005. The interview question included two more response alternatives besides nuclear, solar and wind – Promote advanced research for new energy technologies (hydrogen, clear coal, etc.) and Regulate in order to reduce our dependence of oil. In EU25 the research alternative was supported by 41 percent and the reduce oil alternative by 23 percent. The comparable results for Sweden was 55 percent and 25 percent, respectively.

European Attitudes Towards the Future of Three Energy Sources

Question: "To reduce our dependency on imported energy resources, Governments have to choose from a list of alternatives, sometimes costly solutions. Which of the following should the (NATIONALITY) Government mainly focus on for the years to come? (MAX. 2 ANSWERS)

Solar Power		Solar Power	
EU25	48		
1. Cyprus	76	16. Hungary	43
2. Greece	70	17. United Kingdom	43
3. France	63	18. Italy	41
4. Luxembourg	62	19. Czech Republic	41
5. Croatia	60	20. Finland	38
6. Slovenia	60	21. Bulgaria	38
7. Malta	58	22. Portugal	37
8. Germany	55	23. Poland	37
9. Austria	54	24. Estonia	35
10. Belgium	51	25. Ireland	32
11. Turkish Cyprus	50	26. Sweden	31
12. Spain	50	27. Romania	29
13. Netherlands	47	28. Turkey	27
14. Denmark	45	29. Latvia	25
15. Slovakia	44	30. Lithuania	16

Comment: The figures are percentages. *Source:* *Special Eurobarometer: Attitudes towards Energy 2006*; fieldwork october-november 2005. The interview question included two more response alternatives besides nuclear, solar and wind – Promote advanced research for new energy technologies (hydrogen, clear coal, etc.) and Regulate in order to reduce our dependence of oil. In EU25 the research alternative was supported by 41 percent and the reduce oil alternative by 23 percent. The comparable results for Sweden was 55 percent and 25 percent, respectively.

The SOM Institute
University of Gothenburg
Box 710
SE-405 30 Göteborg
Sweden

www.som.gu.se

soren.holmberg@pol.gu.se
jonas.ohlsson@jmg.gu.se