

Swedish Opinion on Wind Power 1999 – 2015

Per Hedberg
June 2016



SOM-INSTITUTET
SAMHÄLLE OPINION MEDIER

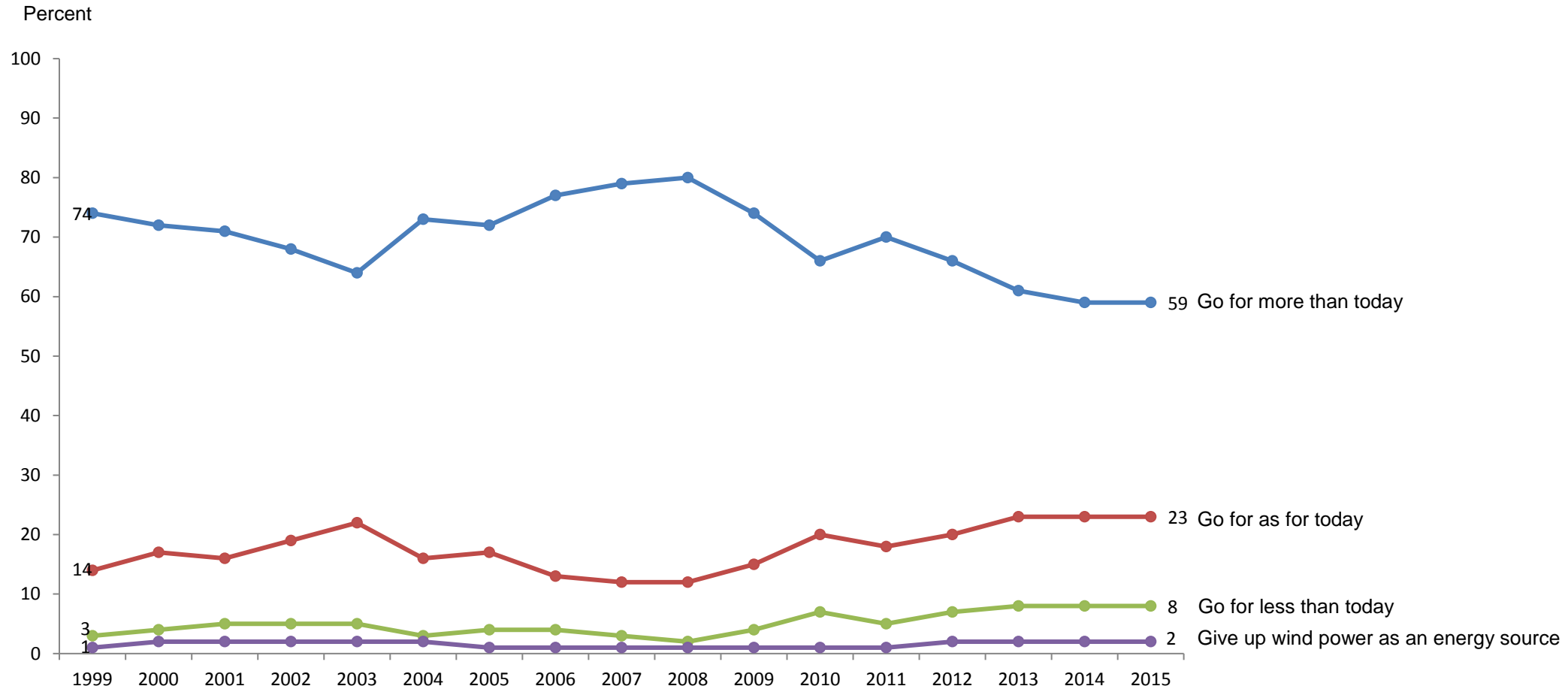


GÖTEBORGS UNIVERSITET

The Research Project Energy Opinion in Sweden
Financed by Swedish Energy Agency

Percent in Favour of Go for More or Less Wind Power than Today among all Swedes

Question: "During the upcoming 5-10 years, how much should we go for wind power?"

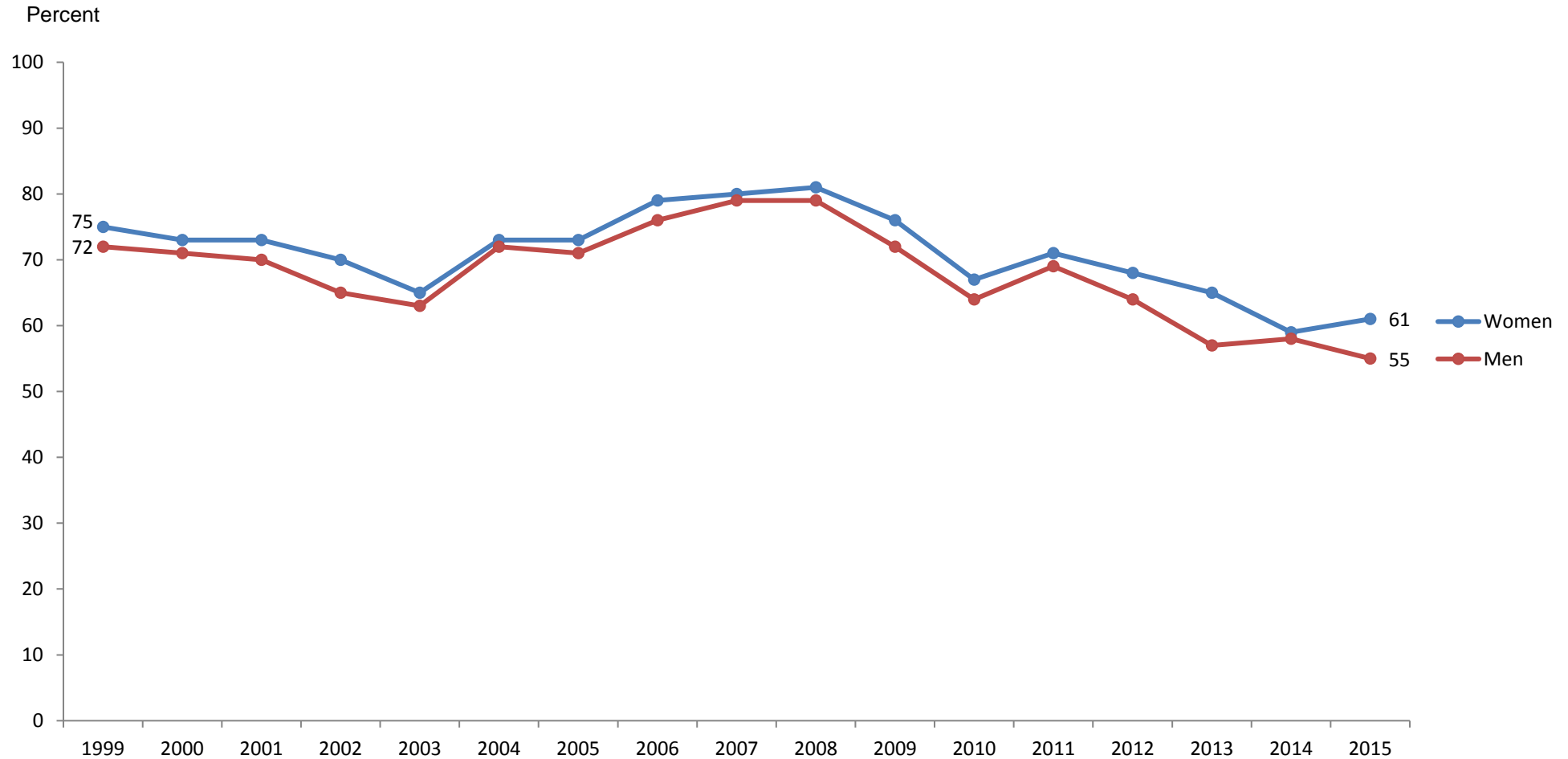


Data: The SOM Institute, University of Gothenburg; Annual nationwide surveys in Sweden; Sample size 3 400 persons 16–85 years old; Mail questionnaires with an average response rate of 60 percent. The survey question asks about Swedes' opinion on how much we should go for wind power during the upcoming 5-10 years in Sweden. The response alternatives also including a "no opinion" alternative, which have varied from 5-8 percent over the years (2015, 8 percent).

Comment: No answers are not included in the percent calculations.

Principal investigator: Per Hedberg, e-mail: per.hedberg@pol.gu.se.

Percent in Favour of Go For More Wind Power than Today Among Swedish Women and Men

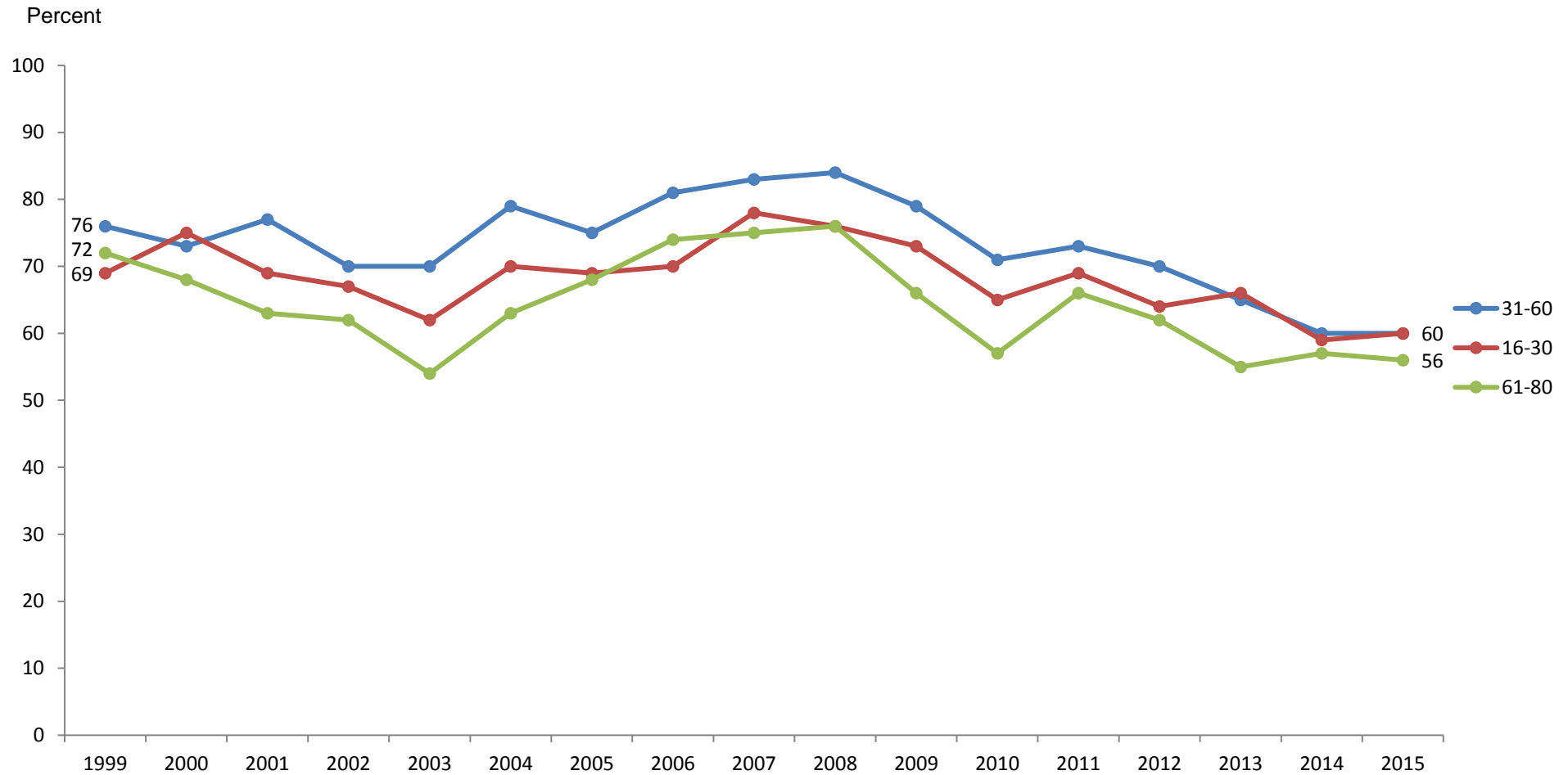


Data: The SOM Institute, University of Gothenburg; Annual nationwide surveys in Sweden.

Comment: No answers are not included in the percent calculations.

Principal investigator: Per Hedberg, e-mail: per.hedberg@pol.gu.se.

Percent in Favour of Go For More Wind Power than Today Among Swedes in Different Age Groups

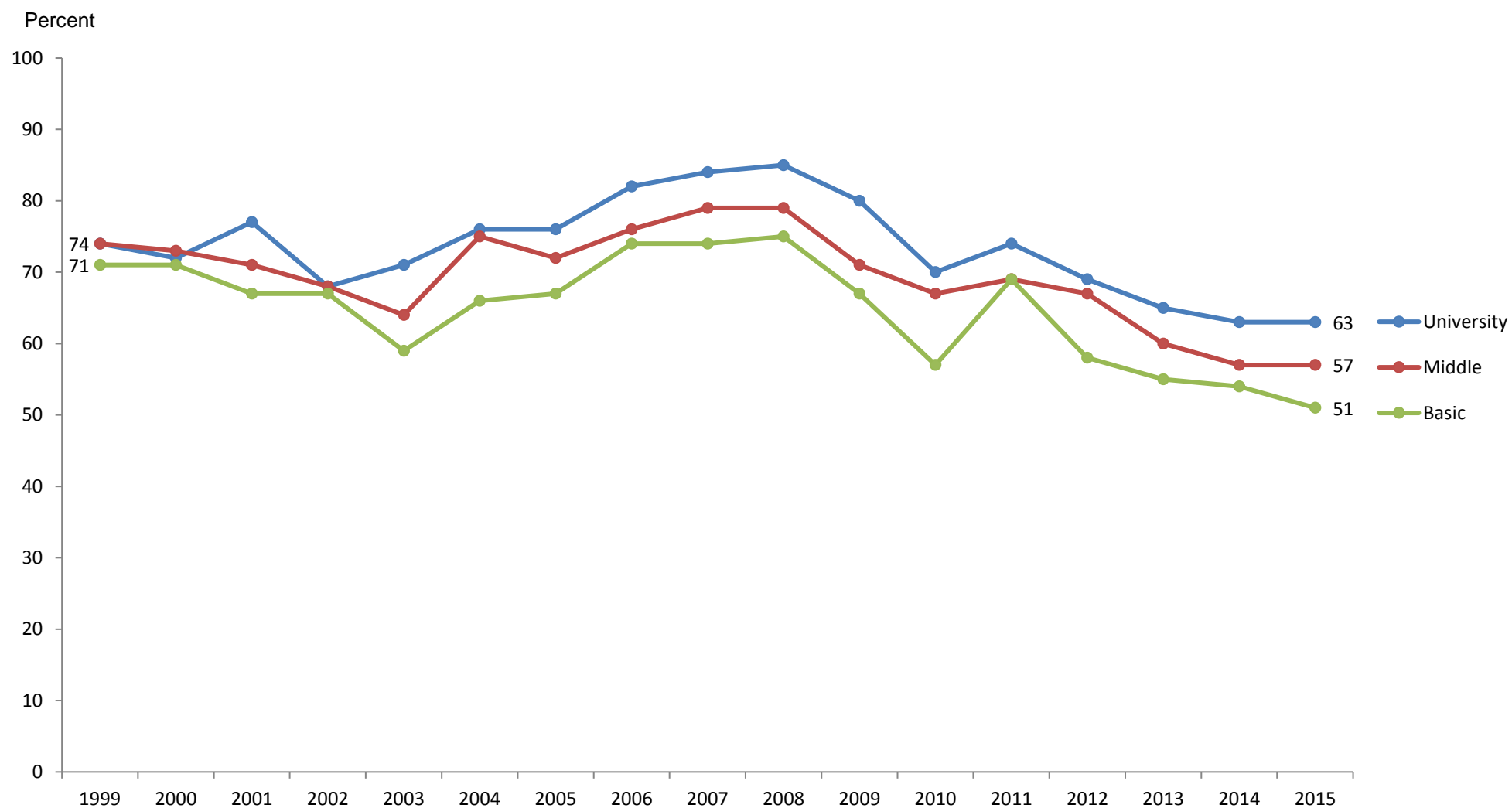


Data: The SOM Institute, University of Gothenburg; Annual nationwide surveys in Sweden.

Comment: No answers are not included in the percent calculations.

Principal investigator: Per Hedberg, e-mail: per.hedberg@pol.gu.se.

Percent in Favour of Go For More Wind Power than Today Among Swedes in Different Educational Groups

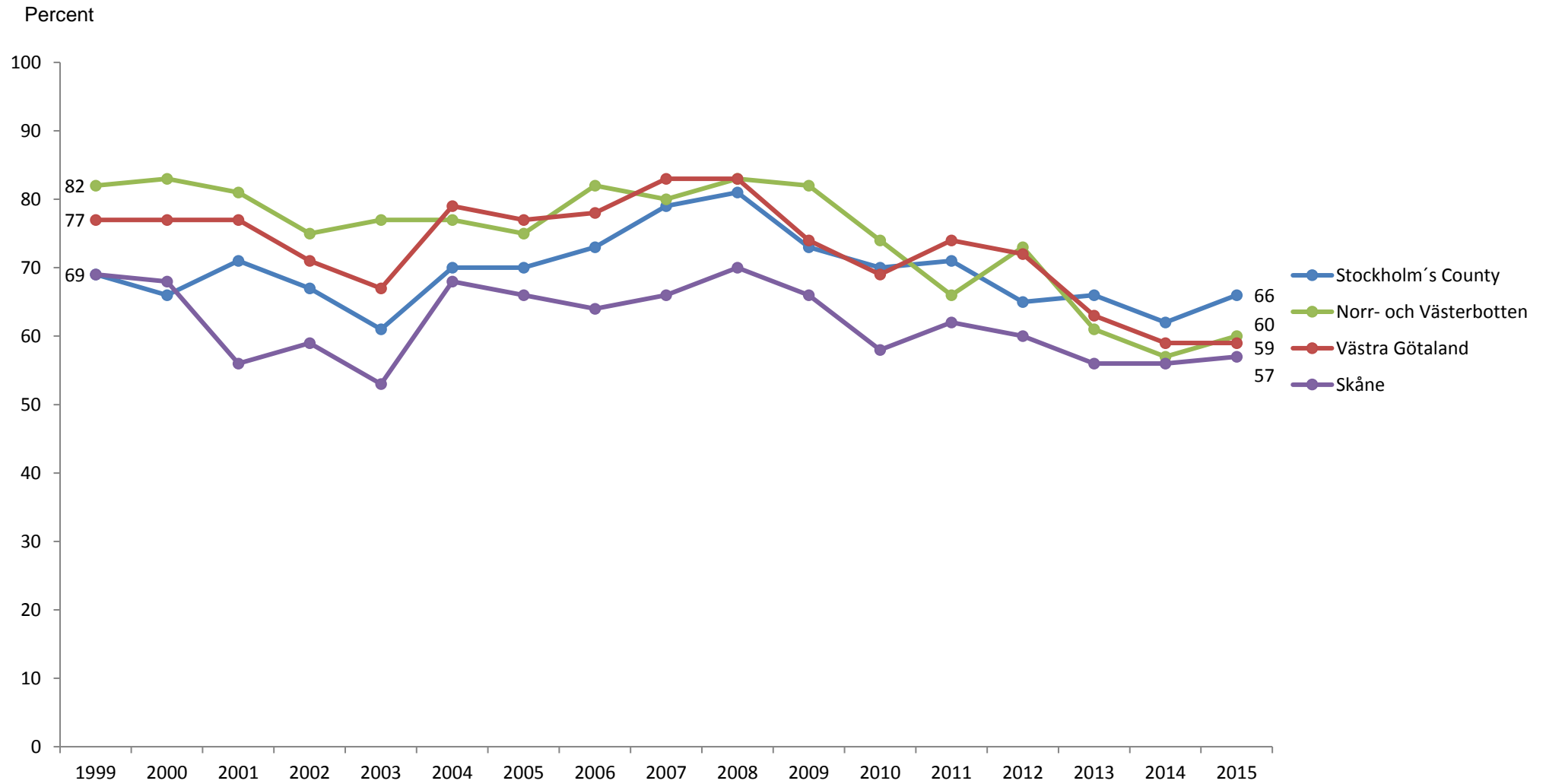


Data: The SOM Institute, University of Gothenburg; Annual nationwide surveys in Sweden.

Comment: No answers are not included in the percent calculations.

Principal investigator: Per Hedberg, e-mail: per.hedberg@pol.gu.se.

Percent in Favour of Go For More Wind Power than Today Among Swedes in Different Regional Parts of Sweden

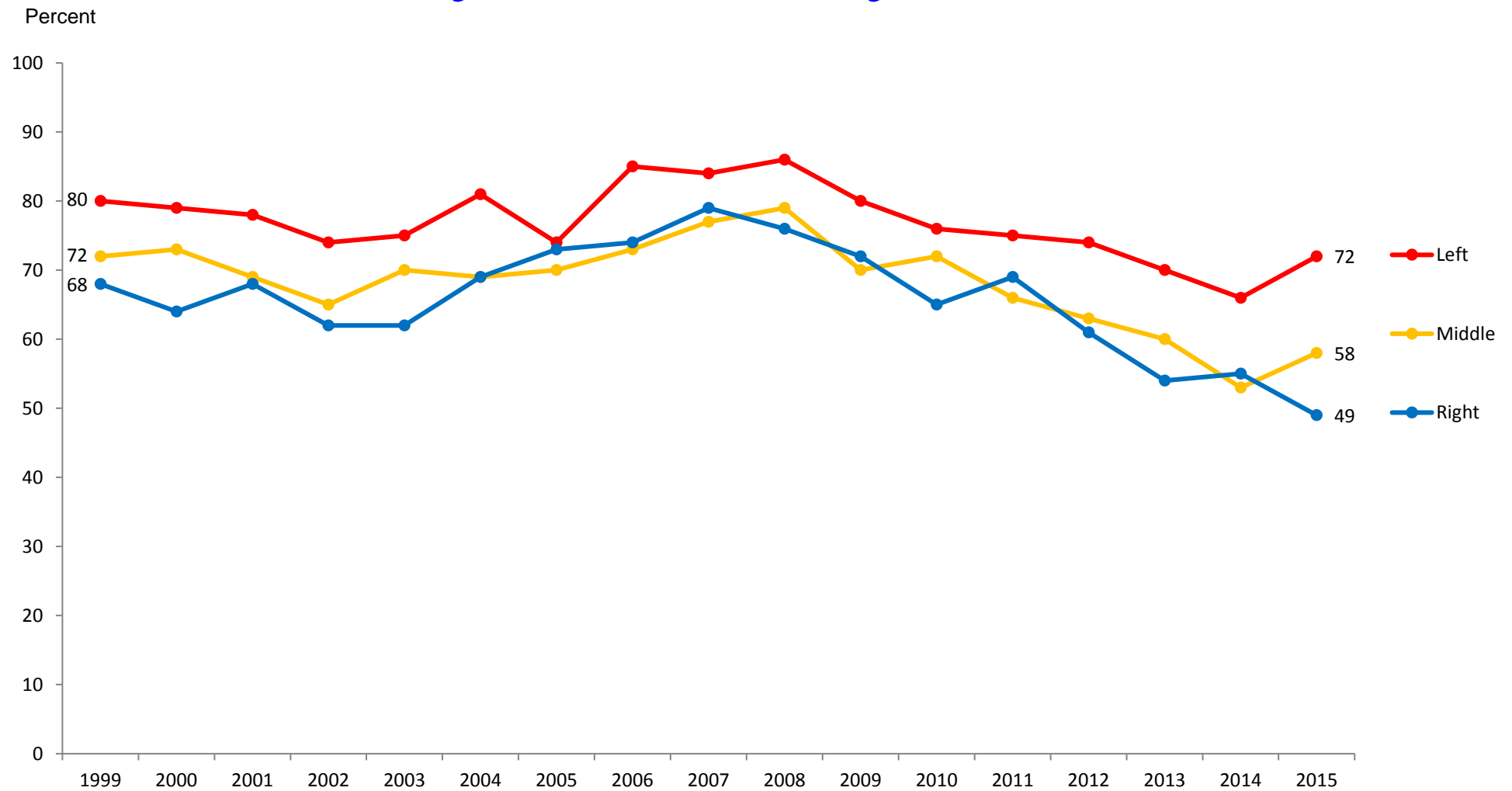


Data: The SOM Institute, University of Gothenburg; Annual nationwide surveys in Sweden.

Comment: No answers are not included in the percent calculations.

Principal investigator: Per Hedberg, e-mail: per.hedberg@pol.gu.se.

Percent in Favour of Go For More Wind Power than Today Among Swedes with Different Ideological Self-Placements

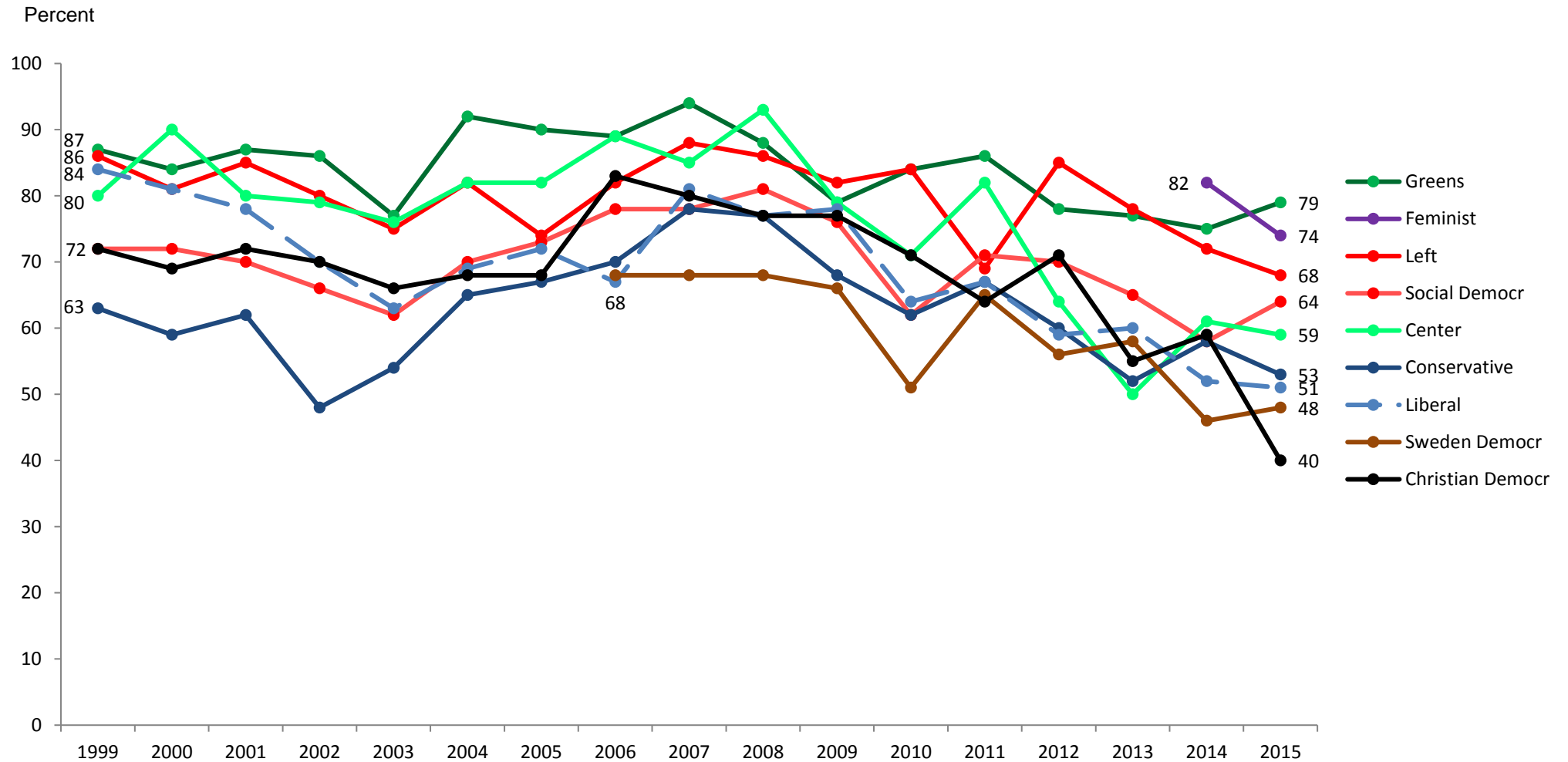


Data: The SOM Institute, University of Gothenburg; Annual nationwide surveys in Sweden.

Comment: No answers are not included in the percent calculations.

Principal investigator: Per Hedberg, e-mail: per.hedberg@pol.gu.se.

Percent in Favour of Go For More Wind Power than Today Among Swedes with Different Party Sympathies

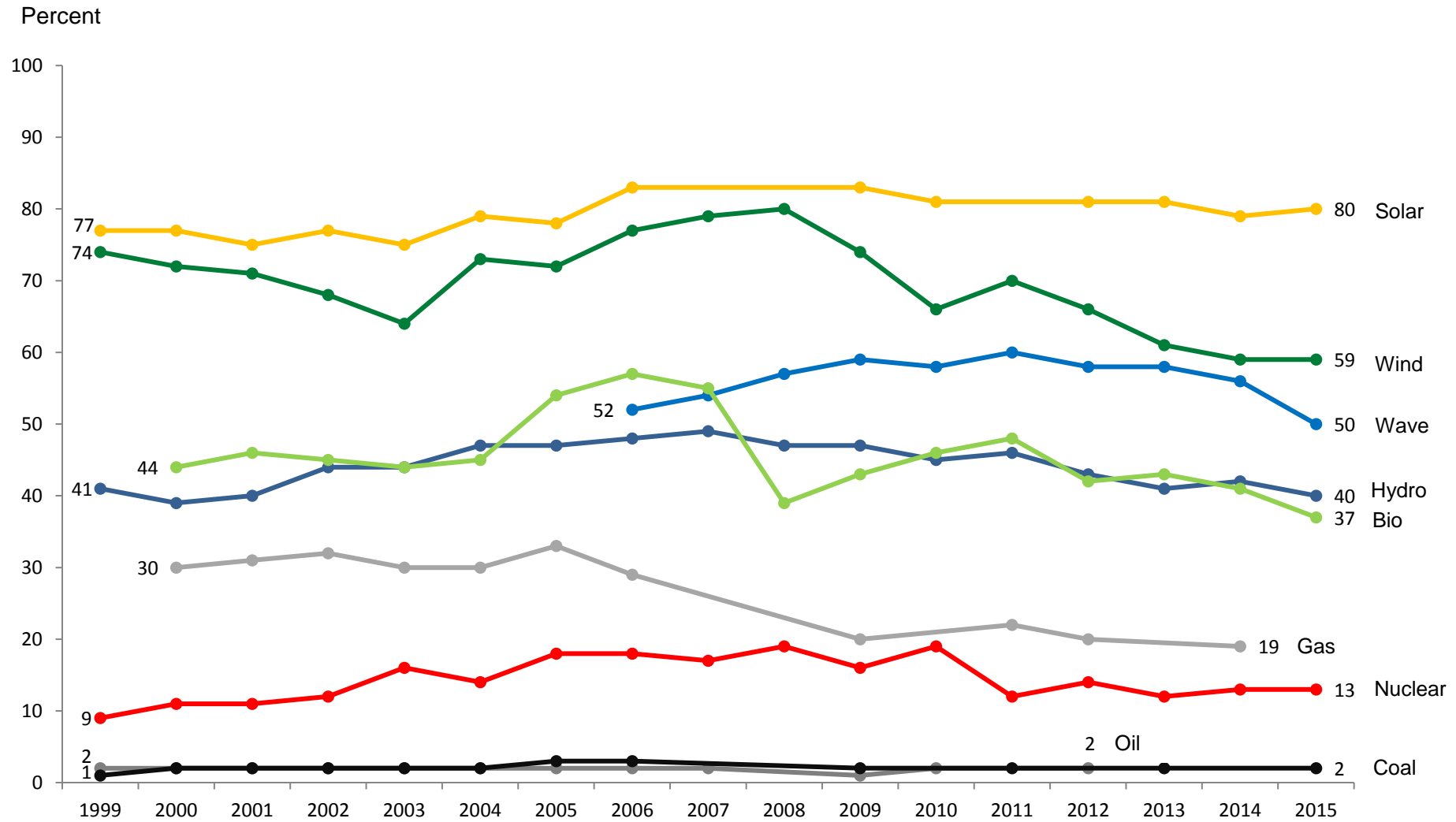


Data: The SOM Institute, University of Gothenburg; Annual nationwide surveys in Sweden.

Comment: No answers are not included in the percent calculations.

Principal investigator: Per Hedberg, e-mail: per.hedberg@pol.gu.se.

Percent Swedes Who Think Sweden - More than Today - Should Go For Different Energy Sources



Data: The SOM Institute, University of Gothenburg; Annual nationwide surveys in Sweden.

Comment: Percentages are calculated among respondents who answered the question for the different energy sources. The results for biofuel and gas 1999 were 29 and 21 percent, respectively. Due to a suspected context effect in the questionnaire the results are not presented in the figure.

Principal investigator: Per Hedberg, e-mail: per.hedberg@pol.gu.se

European Attitudes Towards the Future of Three Energy Sources

Question: "To reduce our dependency on imported energy resources, Governments have to choose from a list of alternatives, sometimes costly solutions. Which of the following should the (NATIONALITY) Government mainly focus on for the years to come? (MAX. 2 ANSWERS)"

Nuclear Energy		Nuclear Energy	
EU 25	12		
1. Sweden	32	16. Hungary	35
2. Finland	27	17. France	34
3. Bulgaria	24	18. Estonia	32
4. Lithuania	21	19. Latvia	30
5. Slovakia	19	20. Luxembourg	28
6. United Kingdom	18	21. Ireland	26
7. Germany	17	22. Slovenia	25
8. Czech Republic	17	23. Portugal	23
9. Romania	15	24. Croatia	22
10. Turkey	15	25. Austria	22
11. Netherlands	14	26. Denmark	18
12. Italy	13	27. Spain	16
13. Belgium	11	28. Cyprus	15
14. Poland	10	29. Malta	11
15. Turkish Cyprus	10	30. Greece	9

Comment: The figures are percentages. *Source:* *Special Eurobarometer: Attitudes towards Energy 2006*; fieldwork October-November 2005. The interview question included two more response alternatives besides nuclear, solar and wind – Promote advanced research for new energy technologies (hydrogen, clear coal, etc.) and Regulate in order to reduce our dependence of oil. In EU25 the research alternative was supported by 41 percent and the reduce oil alternative by 23 percent. The comparable results for Sweden were 55 percent and 25 percent, respectively.

European Attitudes Towards the Future of Three Energy Sources

Question: "To reduce our dependency on imported energy resources, Governments have to choose from a list of alternatives, sometimes costly solutions. Which of the following should the (NATIONALITY) Government mainly focus on for the years to come? (MAX. 2 ANSWERS)

Wind Power	Wind Power	Wind Power	Wind Power
EU 25	31		
1. Denmark	59	16. Austria	35
2. Estonia	54	17. Portugal	34
3. Ireland	52	18. Malta	32
4. Belgium	49	19. Poland	30
5. Greece	44	20. Spain	28
6. Netherlands	42	21. Germany	26
7. Sweden	41	22. Czech Republic	25
8. Finland	41	23. Slovakia	23
9. Croatia	40	24. Cyprus	22
10. United Kingdom	39	25. Lithuania	22
11. Latvia	39	26. Romania	18
12. Slovenia	39	27. Bulgaria	16
13. France	38	28. Italy	15
14. Hungary	37	29. Turkish Cyprus	11
15. Luxembourg	36	30. Turkey	9

Comment: The figures are percentages. *Source:* *Special Eurobarometer: Attitudes towards Energy 2006*; fieldwork October-November 2005. The interview question included two more response alternatives besides nuclear, solar and wind – Promote advanced research for new energy technologies (hydrogen, clear coal, etc.) and Regulate in order to reduce our dependence of oil. In EU25 the research alternative was supported by 41 percent and the reduce oil alternative by 23 percent. The comparable results for Sweden was 55 percent and 25 percent, respectively.

European Attitudes Towards the Future of Three Energy Sources

Question: "To reduce our dependency on imported energy resources, Governments have to choose from a list of alternatives, sometimes costly solutions. Which of the following should the (NATIONALITY) Government mainly focus on for the years to come? (MAX. 2 ANSWERS)

Solar Power	Solar Power	Solar Power	Solar Power
EU 25	48		
1. Cyprus	76	16. Hungary	43
2. Greece	70	17. United Kingdom	43
3. France	63	18. Italy	41
4. Luxembourg	62	19. Czech Republic	41
5. Croatia	60	20. Finland	38
6. Slovenia	60	21. Bulgaria	38
7. Malta	58	22. Portugal	37
8. Germany	55	23. Poland	37
9. Austria	54	24. Estonia	35
10. Belgium	51	25. Ireland	32
11. Turkish Cyprus	50	26. Sweden	31
12. Spain	50	27. Romania	29
13. Netherlands	47	28. Turkey	27
14. Denmark	45	29. Latvia	25
15. Slovakia	44	30. Lithuania	16

Comment: The figures are percentages. *Source:* *Special Eurobarometer: Attitudes towards Energy 2006*; fieldwork October-November 2005. The interview question included two more response alternatives besides nuclear, solar and wind – Promote advanced research for new energy technologies (hydrogen, clear coal, etc.) and Regulate in order to reduce our dependence of oil. In EU25 the research alternative was supported by 41 percent and the reduce oil alternative by 23 percent. The comparable results for Sweden were 55 percent and 25 percent, respectively.

